



# RETRACTABLE SCREEN SUPPLY

**VEN  
LU  
REE**

**HISS**

PROFESSIONAL, FRIENDLY, RELIABLE

# Custom retractable fly and shade screen for your windows and doors



# DETACHABLE PLEATED SCREEN



## PRODUCT FEATURES

---

Can be retained in the aluminum panel and fit in all types of windows and doors.

Design allows easy installation and easy maintenance. No need to remove any screws or frames for changing the mesh.

Mesh is made with eco friendly materials, it provides clear vision and is highly breathable. It also has an anti-lift design that can keep mesh in place on windy days



1. Patent Design: The cord box can be easily detached



3. Easy Remesh: Remesh the screen by simply taking out the plastic component without removing any outer frames



2. Easy Clean: Clean mesh without removing the frames

## PRODUCT DETAILS

---

### Suitable

Window / Door

### Max Width

Unlimited

### Max Height

3000mm (Mesh) 2600mm(Blockout)

### Available

Mesh / Mesh+Block out

### Opening Type

Single Slide / Double Slides / Multi Slides / 3-Sides Frame

## FRAME MEASUREMENTS

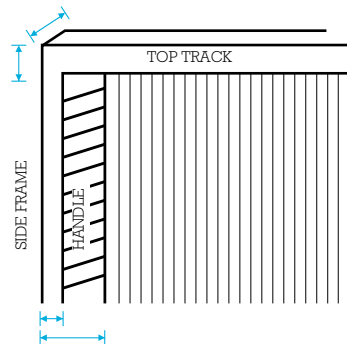
---

Frame depth: 30mm

Top & bottom tracks:  
26mm

Frame width: 23mm

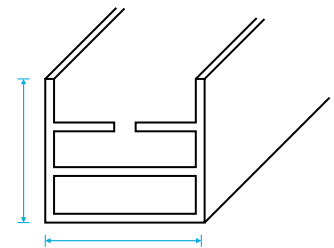
Frame & Handle width: 75mm



Top & bottom tracks cross section

Height: 26mm

Depth: 30mm



# BARRIER FREE PLEATED SCREEN DOOR



## PRODUCT FEATURES

---

The bottom track is only 3.5mm height which creates a barrier-free space.  
The barrier-free design allows easy smooth access for prams, wheel chairs and bicycles.



1. Easy access



3. Magnetic click for more securely



2. Easy assemble and clean



4. Stable gears for a smooth opening and closing

## PRODUCT DETAILS

---

**Suitable**  
Door

**Max Height**  
3000mm

**Max (1 single panel) width**  
89% out of existing height  
eg. h2000mm x 0.89 = w1780mm

**Available**  
Mesh / Mesh+Block out

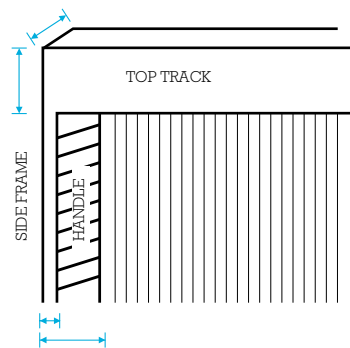
**Opening Type**  
Single Slide / Double Slides / Multi Slides

## FRAME MEASUREMENTS

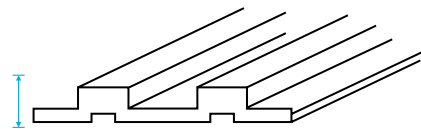
---

Frame depth: 43mm

Top track: 62mm



Bottom tracks cross section



Track height: 3.5mm

Frame width: 20mm

Frame & Handle width: 105mm



# CABRIOLET ROLLER SCREEN



## PRODUCT FEATURES

---

Screens are stored in a single vertical panel and has an anti-lift design to prevent falling out of their tracks.

The innovative 'anywhere' positioning function uses patented Tension-Adjust design, this allows user to adjust screen position based their own needs.

Prevent fingers from being jammed by screen handles and reduces noises.



1. Anti-lift Design



2. Handle shuts by magnetic suction



3. Prevents finger jamming



4. Stop at any place

## PRODUCT DETAILS

---

### Suitable

Window / Door

### Available

Mesh / Block out (separate)

### Max Width

3000mm (1 Cassette = 1500mm)

### Opening Type

Single Slide / Double Slides / 3-Sides Frame

### Max Height

3000mm

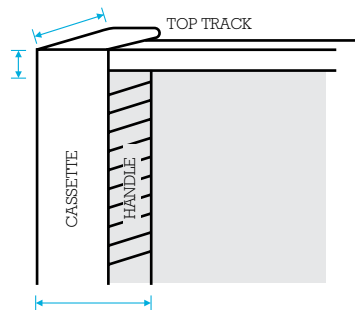
## FRAME MEASUREMENTS

---

Cassette depth: 45mm

Track height: 30mm

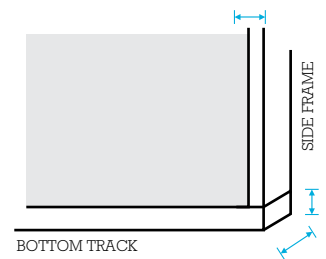
Track depth: 25mm



Frame width: 14mm

Track height: 30mm

Track depth: 25mm

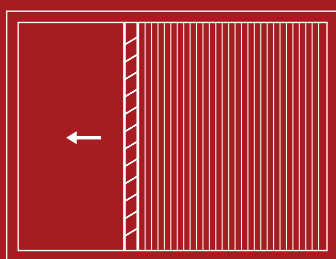


Cassette & Handle width: 100mm

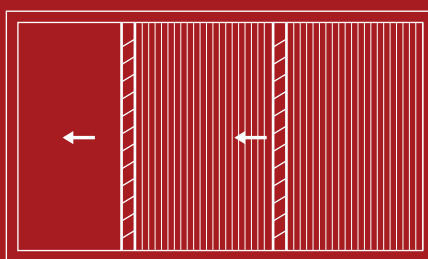




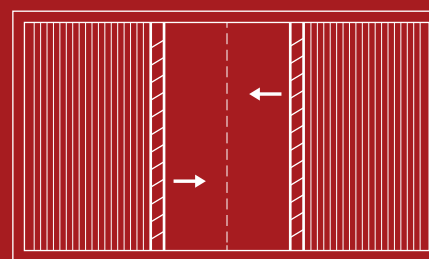
# OPENING CONFIGURATIONS



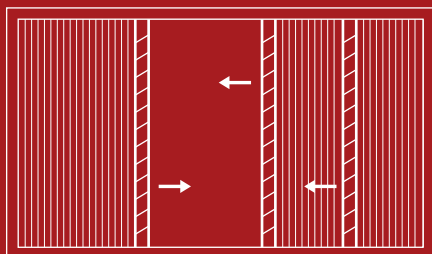
Single Slide



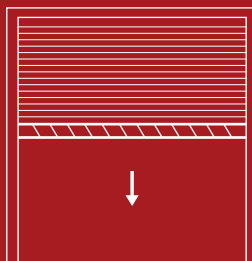
Double Slide



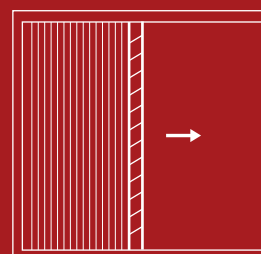
Double Slide Centre closing




Multi Slides



3 Sides Frame  
Vertical Closing



3 Sides Frame  
Horizontal Closing





**Phone** 0800 836 587 / **Email** [sales@venluree.co.nz](mailto:sales@venluree.co.nz) / **Showroom** 82 Kerwyn Ave, East Tamaki, Auckland  
[www.venluree.co.nz](http://www.venluree.co.nz) / **Facebook** Venluree New Zealand